





# *CASE STUDIES*

- Bridgets Café
- Artemis Fine Foods
- THFC Academy New Managers Extension
- THFC First Media Centre
- Segro
- Reactive Repairs (Multiple Clients)





# *BRIDGETS CAFE*

## Bridgets Café-

- Working in collaboration with our client, Woodmoore Floors & Walls carried out flooring works at this live site.
- We coordinated closely with the client on a detailed programme of works, which involved removing all existing flooring and preparing subfloor surfaces — all while ensuring the café remained operational for customers during the day.
- New vinyl flooring and entrance matting were then supplied and installed across multiple areas of Bridgets Café. All areas were left clean, safe, and ready for use by customers the following morning.
- All work was completed overnight, after the café had closed. Food preparation areas were protected with sheeting to minimise dust and prevent contamination.
- The project was completed efficiently and signed off by our client upon completion.

# *ARTEMIS CLASSIC FINE FOODS*



- Artemis Classic Fine Foods are event coordinators who specialize in fine food experiences.
- Woodmoore was approached by the client to design and specify products for this project, as well as to manage the programming. All works were carried out at night to minimize disruption.
- Working closely with the client, we developed design plans that included walkways throughout the office space using Luxury Vinyl Tile in a herringbone pattern.
- For the main office areas, we specified carpet tiles suitable for high-traffic zones and anti-static properties to support computer use.
- In addition to the carpet specification, we also provided a furniture jacking system to allow for the reuse of existing furniture. This required close collaboration with the client's staff to ensure everything was back in place and ready for use the following working day.



*ARTEMIS  
CLASSIC FINE  
FOODS*




# *THFC ACADEMY NEW MANAGERS EXTENSION*

- Having previously completed works at THFC Main Stadium, Woodmoore was once again approached to undertake works on the New Manager's Extension.
- We were provided with a specification of various carpet tile products and worked closely with the site team to ensure installation followed the correct methods.
- In addition to supplying and installing the carpet tiles, we also implemented the client's chosen design, achieving a high-end finish.



# *THFC FIRST MEDIA CENTRE*

- Having previously completed works at THFC Main Stadium, Woodmoore was once again approached to undertake works on the New Manager's Extension.
- We were provided with a specification for various carpet tiles and Luxury Vinyl Tile products, and worked closely with the site team to ensure installation followed the correct methods.
- Within the Media Centre, our client supplied a variety of design specifications, which we delivered using different types of floor finishes tailored to each area.
- Due to the nature of the works and tight deadlines, parts of the programme had to be amended and completed overnight. At the same time, other trades were working in the same areas, requiring us to adapt swiftly to meet our client's needs.



# *THFC FIRST MEDIA CENTRE*





# *SEGRO*

- Due to budget restraints, our client opted to reuse carpet tiles from another office space that was not currently in use.
- Our team carefully removed the existing tiles from the 2nd floor, palletised them by individual colour, and prepared them for reinstallation.
- Over a two-day period, our installers fitted the palletised tiles into the 1st floor area, creating a design that matched the client's request.

# *REACTIVE REPAIRS-*

# *CLEVELAND CLINIC GROUP PORTLAND PLACE*

Woodmoore was engaged by the facilities team at The Cleveland Clinic to address flooring defects identified at the end of the main contractor's retention period. The key issues included lifting of Nora rubber flooring in multiple areas, missing welds, raised seams, signs of moisture ingress, and damage to the rubber coving.

Our remedial works involved:

- Removing damaged and lifting sections of flooring and replacing them with new Nora sheet rubber.
- Repairing lifted seams by easing them back, applying fresh adhesive, grooving, and finishing with colour-matched Nora rubber weld.
- Restoring damaged coving using Nora Gunseal to deliver a seamless, durable finish.

These works successfully resolved the defects, restoring the flooring to the required standard and ensuring long-term performance.



## *REACTIVE REPAIRS:*

### *GREENWICH RESIDENTIAL DEVELOPMENT-DISABLED BATHROOM FLOOR REMEDIATION*


Woodmoore was appointed to rectify defective shower floors within disabled bathrooms at a new residential development in Greenwich. The original floor gradients had been incorrectly installed, directing water away from the gully rather than towards it. This defect had not been identified by the main contractor or the flooring contractor, necessitating remedial works while tenants remained in occupation.

Our works involved:

- Carefully removing the existing vinyl flooring.
- Mechanically stripping residual adhesive and the scratch coat of latex.
- Forming new falls using a moisture-tolerant latex combined with granite aggregate.
- Applying a finishing coat of moisture-tolerant latex to achieve a smooth surface.
- Checking floor levels to ensure effective drainage.
- Installing new Altro Aquarius vinyl for a durable, slip-resistant finish.

The remedial works successfully corrected the gradient issue, ensuring compliant and safe bathroom facilities for residents.





# *REACTIVE REPAIRS:*

## *ALPINE WORKS –UCL*

Woodmoore was appointed to rectify a patch of flooring that was defective due to poor welding previously undertaken which meant that water got underneath and started making the floor bubble.

Our works involved:

- Carefully removing the section of existing vinyl flooring, please note how we round the edges off in order to prevent a broken seal in future use.
- Mechanically stripping residual adhesive and the scratch coat of latex.
- Applying a finishing coat of moisture-tolerant latex to achieve a smooth surface.
- Installing new section of vinyl flooring as close as possible match to the existing flooring routing out the joint and hot welding forming a sealed floor surface.

The remedial works successfully corrected and in a safe manner.

## *REACTIVE REPAIRS:*

### *NEW UNION CLOSE-DISABLED BATHROOM FLOOR REMEDIATION*

Woodmoore was appointed to rectify defective shower floors within disabled bathrooms at a new residential development in New Union Close. The original floor gradients had been incorrectly installed, directing water away from the gully rather than towards it. This defect had not been identified by the main contractor or the flooring contractor, necessitating remedial works while tenants remained in occupation.

Our works involved:

- Carefully removing the existing vinyl flooring.
- Mechanically stripping residual adhesive and the scratch coat of latex.
- Forming new falls using a moisture-tolerant latex combined with granite aggregate.
- Applying a finishing coat of moisture-tolerant latex to achieve a smooth surface.
- Checking floor levels to ensure effective drainage.
- Installing new Altro Aquarius vinyl for a durable, slip-resistant finish.

The remedial works successfully corrected the gradient issue, ensuring compliant and safe bathroom facilities for residents.

